

ASSEMBLY INSTRUCTIONS TRASH RECEPTACLE

STEP 1: PLACE BOTTOM RING ON FLAT SURFACE SO HOLES ARE POSITIONED ABOVE THE METAL CROSS-BRACE IN THE CENTER OF RING.

STEP 2: HOLD ONE PROFILE VERTICALLY ON THE OUTSIDE OF THE BOTTOM RING MAKING SURE THE “MOLD” SEAM IS FACING TOWARD THE INSIDE. SLIDE THE PROFILE TO ALIGN THE HOLE WITH THE CORRESPONDING HOLE IN THE BOTTOM RING.

NOTE: PROFILE SHOULD BE POSITIONED SO THE HOLE THAT IS 3” FROM THE EDGE IS AT THE TOP.

STEP 3: INSERT A 2” BOLT THROUGH THE PROFILE INTO THE BOTTOM RING. PLACE A WASHER AND NUT ONTO THE BOTTOM OF BOLT – **HAND TIGHTEN ONLY!!**






STEP 4: PLACE THREE ADDITIONAL PROFILES ONTO BOTTOM RING, STRATEGICALLY PLACING THEM SO THEY ARE DIRECTLY ACROSS FROM EACH OTHER, MAKING SURE THE MOLD SEAM IS FACING THE INSIDE. REPEAT STEP 3.

STEP 5: WITH FOUR PROFILES IN PLACE, SLIDE THE TOP RING INSIDE THE CORRESPONDING HOLES IN THE FOUR PROFILES. INSERT A 2” BOLT THROUGH EACH PROFILE AND INTO THE TOPS RING. PLACE A WASHER AND NUT ONTO THE BOTTOM OF EACH BOLT – **HAND TIGHTEN ONLY!!**

STEP 6: PLACE REMAINING PROFILES ONTO RINGS, MAKING SURE THE “MOLD” SEAM IS FACING TOWARD THE INSIDE. **(PUT BOLTS IN THE BOTTOM RING FIRST).**

STEP 7: ONCE ALL BOLTS AND NUTS ARE IN PLACE, TIGHTEN ALL BOLTS SECURELY WITH A 3/8” DRIVE RATCHET WITH A 1/2” SOCKET, SHIFTING YOUR RECEPTACLE WHERE NECESSARY TO INSURE A NEAT SQUARE APPEARANCE.

***OPTIONAL:** PLACE STATIONARY MOUNT ONTO THE BOTTOM OF LOWER RING. ALIGN HOLES AND ATTACH WITH 1” CARRIAGE BOLTS. PLACE FLANGE NUT ONTO THE BOTTOM OF EACH BOLT – **TIGHTEN SECURELY.** SET STATIONARY MOUNT INTO WET CONCRETE. ALLOW CONCRETE TO DRY BEFORE USE.

32		
REF#	QTY	DESCRIPTION
1	1	TOP RING
2	1	BOTTOM RING
3	18	2” X 4” X 29” PROFILE
HARDWARE KIT		
4	36	 5/16” X 2” CARRIAGE BOLT
5	36	 5/16” HEX NUT
6	36	 5/16” WASHER
*7	1	PERMANENT MOUNT - <i>*Optional</i>
*8	2	 5/16” X 1” CARRIAGE BOLT
*9	2	 5/16” HEX NUT

Your 100% recycled plastic trash receptacle will give you many years of pleasure and pride, knowing that you did your part in keeping plastic waste out of landfills and protecting our environment.

